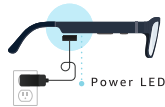


FOLLOW THESE THREE STEPS TO GET STARTED

SEE BACK OF CARD FOR MORE



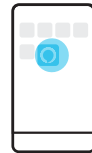
① FULLY CHARGE YOUR ECHO FRAMES

Charge your frames until the Power LED turns green.



② DOWNLOAD THE AMAZON ALEXA APP


To set up your frames, download the latest Alexa app.



A. Open the Alexa app



B. Tap the Menu icon



C. Tap Add Device



D. Tap Amazon Echo



E. Tap Echo Frames

③ COMPLETE THE IN-APP SETUP TO PAIR YOUR ECHO FRAMES WITH THE AMAZON ALEXA APP

If you already use the Amazon Alexa app, make sure you have the latest version and follow the instructions above. If you are downloading the Amazon Alexa app for the first time, tap "Set up a Device" after sign-in.